



Wild & Scenic Film Festival On Tour Style Guide 2021

WSFF Logo

- The WSFF logo should not be manipulated & should be kept in proportion. It should be used in its entirety for all layouts and documents.
- Please do not apply color to the logo. The only exception is seen on some of the tour templates supplied to you.
- Format Use:
 - EPS: serves as the "native" file. Best used for any layouts done in Illustrator including banners, enlargements of logo, etc.
 - JPEG: can be used for most programs, layouts and needs
 - GIF: good for web use and emails
- The font used in the WSFF logo is called Tungsten. Please limit use of this font. Best for headlines & headers. (WSFF uses the styles Black, Bold, Medium & Semibold) Purchase at: www.typography.com.

OTHER FONTS TO USE IN YOUR LAYOUTS

Besides Tungsten as noted above, two other fonts are used in WSFF materials. The 2021 "theme" fonts are Kino and Julius San One. For larger areas of copy, use Avenir (the font used in this doc). For more info on font use, see "Other Design Info", pg 3. Also - the standard tagline font is American Typewriter.

File Info

- The templates were all created in Indesign CC - this means you must have this version or higher to open these files. Alternatively, you can manipulate the pdf formats in Illustrator.
- For specific file information, please read on ...

Color

- Please use only the colors provided in the 2021 WSFF color palette (see page 4). When in doubt, use black for text!

The Wild & Scenic On Tour Program offers a variety of design pieces to use as marketing tools. They are:

- 1 - Large Poster (11x17 inches, tabloid) + Small Poster (8.5x14 inches)
- 2 - Postcard (5x7 inches)
- 3 - Handbills (4 up on an 8.5x11 inches) and (2 up on 8.5x11 inches)
- 4 - Program (8.5x11 inches, to be folded in half)
- 5 - Tickets - BW and color versions (8 set up on an 8.5x11 inches)
- 6 - Website banner - 2 versions (773x334 pixels)
- 7 - Facebook cover, event and post
- 8 - Instagram post
- 9 - Twitter post

Please refer to the notes below about each layout.

THE 2021 ARTWORK

All of the tour design files include the festival artwork by artist Steph Littlebird. *Please be sure to include his credit line on your pieces: **Artwork by Steph Littlebird. IN ADDITION, her signature placed on the side of the artwork is included in the art files.***

POSTERS

The large and small posters were created in Indesign CC. The poster layouts include a sample MOCKUP and the TEMPLATE which is an easy way for you to fill in your own event info.

The posters are set up to be professionally printed with a bleed. This means that the color would "bleed" to the edge - so there is a 1/8 inch around all sides to allow for the bleed trim (actual document sizes are 11.25x17.25 and 8.75x14.25). It is recommended for best quality that you use a professional printer.

Please keep the National Partners' logos in place at the bottom of the poster.

POSTCARD

The postcard was created in Indesign CC. The postcard layout includes a sample MOCKUP and the TEMPLATE which is an easy way for you to fill in your own event info. There are files for the front and back of the postcard.

The postcard is set up to be professionally printed with a bleed. This means that the color would "bleed" to the edge - so there is a 1/8 inch around all sides to allow for the bleed trim (actual document sizes are 7.25x5.25). It is recommended for best quality that you use a professional printer.

HANDBILL

The handbills were created in Indesign CC. Again, there are mockups and templates of both a 2-up and 4-up layout. These files are 2 pages, for the front and back.

The handbills are set up with a 1/4" margin on all sides to allow for easy color copying in house or at your local copy shop.

PROGRAM

The program was created in Indesign CC. The program layout includes the TEMPLATE of a multi-page program, which makes for an easy way for you to fill in your own event info. Also included is a file of just the front and back cover if you are working within Canva. Please keep the WSFF info + the National Partners' logos on the back of the program.

The program is set up with a 1/4" margin on all sides to allow for easy color copying in house or at your local copy shop.

TICKETS

The tickets were created in Indesign CC. The ticket layouts includes only the TEMPLATE which is an easy way for you to fill in your own event info. Please note the 2nd (back page) of the file which allows you to capture attendees' contact info.

Both the BW and color tickets are set up 8 to a page with a 1/4" margin on all sides to allow for easy copying in house or at your local copy shop.

WEBSITE BANNER

The website banner was created for use on your organization's website.

SOCIAL MEDIA FILES

All of the social media files were built in the most updated sizes available online for the different applications. For Facebook, we have included a banner for your main page (organization), event and normal post.

Other Design Info

FONT USE

2021 FONT - Each year we choose one or more special fonts to be used on marketing materials. This year it is 2 fonts: "Kino" and "Julius San One". Kino is available for free at www.behance.com (search for Kino Free Font). Please use Kino for headers, important text. Julius San One is available at www.FontSquirrel.com. Use this font for subheads or other slightly important details. Since it is a light font, it is recommended that you add a .25 or .5 stroke to thicken it up a bit.

COPY FONT - If you have large areas of text, please use Avenir ("book" style). This would be a good font for the program text. Avenir is free at <https://www.dafontfree.io/avenir-font/>

TAGLINE FONT - the traditional tagline font ("where activism gets inspired") is American Typewriter. You can download for free at: <https://fontsgEEK.com/>

LOGO FONT - please limit the use of the WSFF logo font, Tungsten. Best for headers/headlines if used.

YOUR SPONSOR LOGOS

You'll notice that our template and mockup files display sponsors logos in one color (black). It is recommended to do this technique with your own sponsor logos. Design program skills needed. Here are some steps to do this:

- 1 - The best file format for sponsors logos is eps or pdf. If at all possible, request a flat BW transparent version of the logo. (No gradients).
- 2 - Open eps or pdf in Illustrator. Using the Selection Tool, click on each section of the logo. Fill with the black. Save as PDF and place in doc or copy and paste into your doc.

Linked Files

There are various files placed into your templates and mockups - these include the 2021 artwork by Steph Littlebird, segments of the artwork, and WSFF & National Partner logos. Even though these supporting files are embedded into the tour materials, please be sure to download all of these files so they are on the computer/server you are using for design. The files might be helpful in creating additional materials, ads, etc.


ALSO - the theme of 2021 is *Resilient by Nature*. It needs to be included in the top curve of the sun in the poster, postcard, and handbills. It is currently present in the layout files - jpeg, pdf, indd, idml. However, it is not embedded on the artwork.


Using Canva?


If you have Canva skills, we have provided blank JPEG and PDFs (and Indesign) versions of all files for you to use. Please contact the tour coordinators with any questions. All JPEGs are 300dpi and either CMYK or grayscale. The social media files are 72dpi and RGB.


Please note that if you are using Canva for designing materials that would go to a professional printer, advice from a graphic designer or the printer would be helpful.


2021 WSFF Color Palette


 Gold
C=8 M=23 Y=86 K=0
R=236 G=192 B=66
#ecc042


 Cream
C=0 M=9 Y=33 K=0
R=246 G=226 B=180
#f6e2b4


 Lime
C=33 M=15 Y=88 K=1
R=179 G=185 B=74
#b3b94a


 Green
C=64 M=29 Y=68 K=11
R=98 G=136 B=102
#628866


 Orange
C=11 M=66 Y=87 K=3
R=213 G=112 B=57
#d57039


 Caramel
C=18 M=49 Y=80 K=4
R=201 G=136 B=40
#c9884a


 Turquoise
C=75 M=31 Y=29 K=3
R=63 G=140 B=161
#3f8ca1

 Teal
C=64 M=18 Y=40 K=1
R=95 G=164 B=158
#5fa49e

 Brown
C=36 M=69 Y=82 K=45
R=108 G=63 B=40
#6c3f28

 Dark Brown
C=42 M=63 Y=70 K=85
R=43 G=21 B=7
#2b1507

 Gray
C=47 M=38 Y=45 K=6
R=139 G=139 B=131
#8b8b83

 True Black
C=0 M=0 Y=0 K=100
R=35 G=31 B=32
#231f20